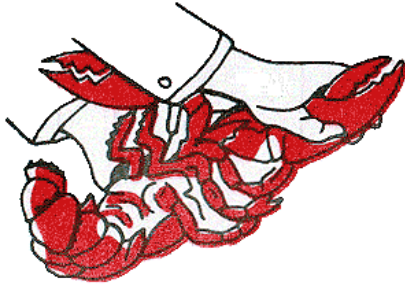
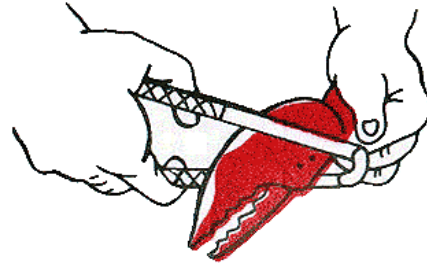


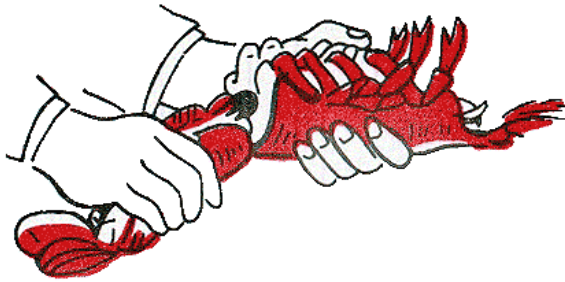
HOW TO EAT A LOBSTER



1. TWIST OFF THE CLAWS



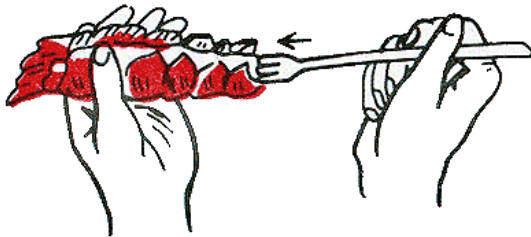
2. CRACK CLAW WITH NUTCRACKER



3. SEPARATE THE
TAILPIECE FROM BODY BY ARCHING
THE BACK 'TIL IT CRACKS



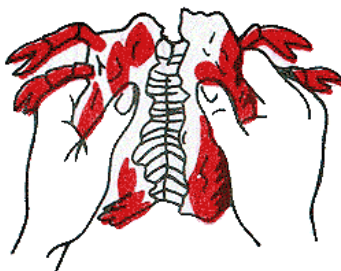
4. BEND BACK AND
BREAK FLIPPERS OFF TAILPIECE



5. INSERT FORK WHERE THE
FLIPPERS BROKE OFF & PUSH



6. UNHINGE THE BACK -
DISCARD THE "TOMALLEY" OR
LIVER WHICH WILL TURN
GREEN WHEN BOILED



7. OPEN THE BODY
CRACK IT SIDEWAYS
THERE IS GOOD MEAT
IN THIS SECTION TOO



8. THE SMALL CLAWS
ARE EXCELLENT EATING
- SUCK THE MEAT OUT