
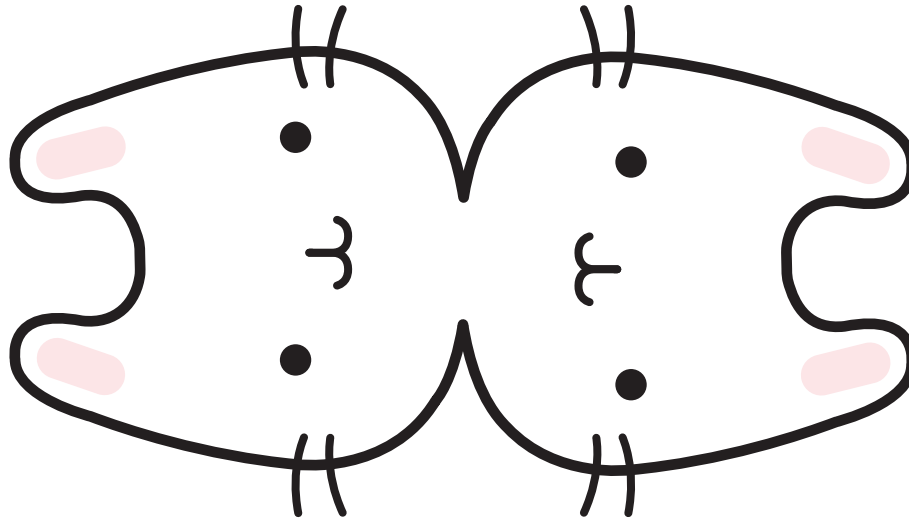



BUNNIES

lollipops covers

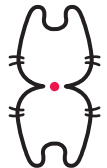
FREE PRINTABLES BY WITA PUSPITA FOR A SUBTLE REVELRY



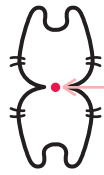
INSTRUCTIONS



1. CUT BUNNY TEMPLATE ACCORDING TO THEIR SHAPES



2. TURN THE TEMPLATE AROUND AND PUNCH A HOLE IN THE MIDDLE



3. INSERT THE BOTTOM OF LOLLIPOP STICK INTO THE HOLE



4. STICK THE EARS TOGETHER

ARTWORK © WITA PUSPITA

FREE FOR PERSONAL USE. NOT FOR COMMERCIAL USE