


CACTUS FIESTA

muffin toppers


FREE PRINTABLES BY WITA PUSPITA FOR A SUBTLE REVELRY




INSTRUCTIONS




1. CAREFULLY CUT ALONG THE DOTTED LINES USING SCISSORS



2. MEANWHILE, BAKE (OR BUY) YOUR CHOCOLATE MUFFINS



3. STICK BOTH CACTUS AND SPEECH BUBBLE ONTO BAMBOO STICKS OR LOLLIPOP STICKS WITH MASKING OR STICKY TAPE.



4. LET'S FIESTA!